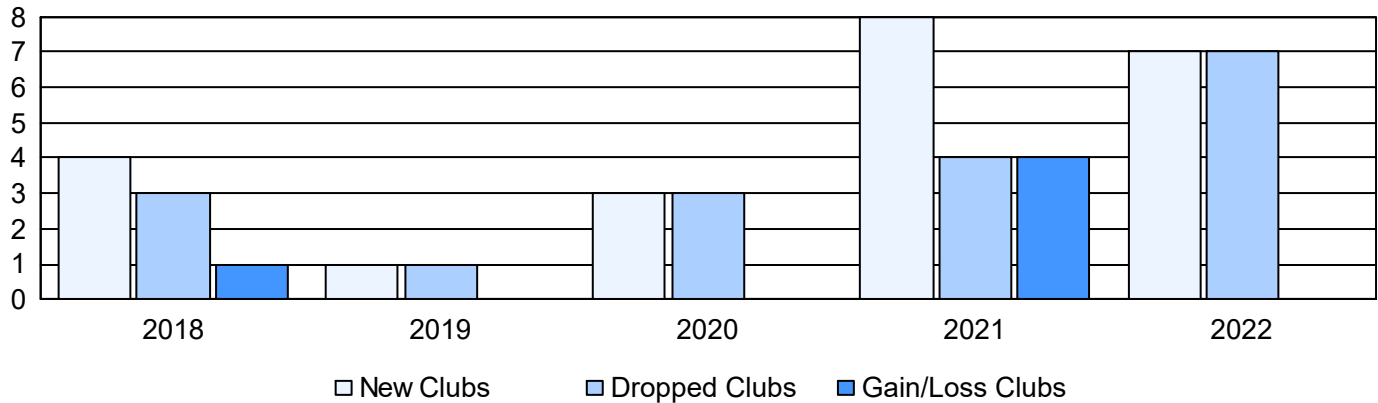
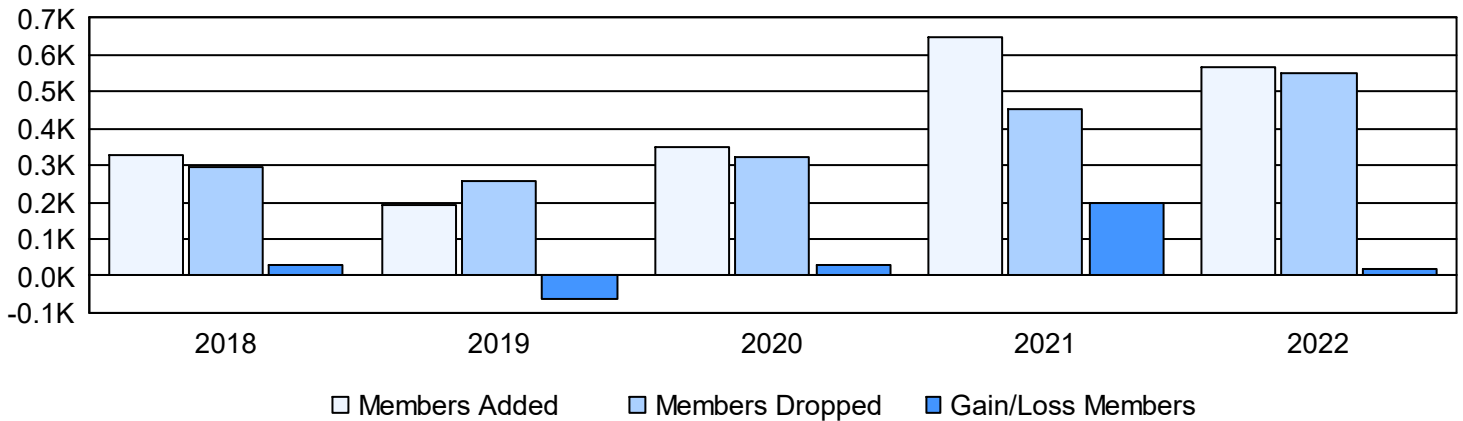


Year	New Clubs	Dropped Clubs	Gain/ Loss Clubs	New Members	Charter Members	Reinstate Members	Transfer Members	Total Member Added	Total Members Dropped	Gain/ Loss Members
2017-2018	4	3	1	197	119	4	7	327	296	31
2018-2019	1	1	0	128	48	12	6	194	259	-65
2019-2020	3	3	0	132	162	28	30	352	321	31
2020-2021	8	4	4	321	275	40	12	648	453	195
2021-2022	7	7	0	278	221	34	34	567	548	19
<b>Average</b>	<b>5</b>	<b>4</b>	<b>1</b>	<b>211</b>	<b>165</b>	<b>24</b>	<b>18</b>	<b>418</b>	<b>375</b>	<b>42</b>

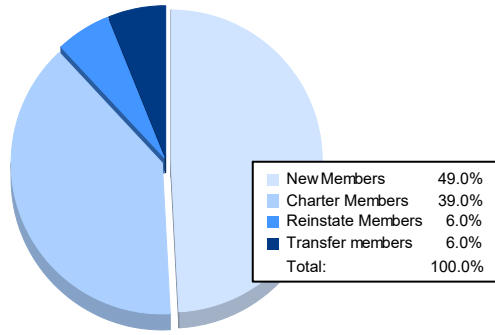
### Clubs



### Members



### Membership Composition June 2022 Cumulative



### Gender Composition June 2022 Cumulative

